



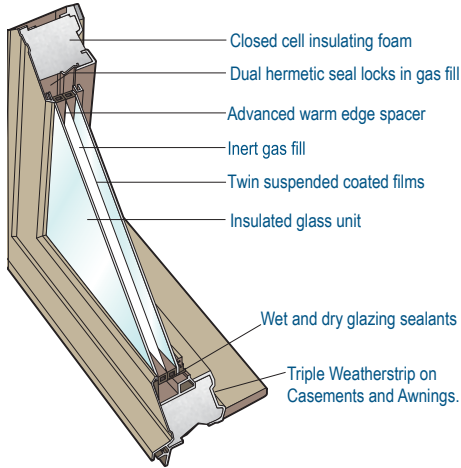
925 Series Alpen Windows

Alpen's 925 Series windows are our highest performing windows. Quadruple-pane glazing in foam-filled fiberglass frames maximize insulating power to create comfortable, efficient homes in even the most severe cold climates. High-quality craftsmanship and premium finishes ensure beauty, comfort and long-lasting durability.

Benefits:

- NFRC Certified thermal performance up to R-9.1
- Center-of-glass R-values up to R-14.3
- All windows are custom-built and exceed Energy Star® criteria
- Quad-pane, twin-film glazing technology provides industry-leading thermal performance with both high and low solar heat gain options.
- Superior resistance to interior condensation.
- 99%+ UV blockage to protect interior finishes
- Fiberglass pultrusions' low rate of thermal conductivity and resistance to expansion and contraction during temperature cycling ensures long lasting performance and durability.

Technical Specifications



A unique combination of 9 key technologies including a fully-insulated fiberglass frame, suspended film, and gas-filled cavities maximize performance.

925 Series Full Frame NFRC Thermal Performance:

Styles	Alpenglass 9L					Alpenglass 9H				
	U-Factor	R-Value	SHGC	VT	CRF	U-Factor	R-Value	SHGC	VT	CRF
Picture Window LP	0.12	8.3	0.28	0.44	73	0.12	8.3	0.41	0.55	72
Picture Window HP	0.11	9.1	0.25	0.39	73	0.12	8.3	0.37	0.49	72
Casement	0.15	6.7	0.22	0.34	74	0.16	6.3	0.32	0.43	74
Awning	0.15	6.7	0.22	0.34	75	0.16	6.3	0.32	0.43	74
Sliding Patio Door	0.14	7.1	0.24	0.37	66	0.15	6.7	0.35	0.47	66

Effective with all shipments on or after December 1, 2013

Alpenglass 9L utilizes low-e coated glass and twin suspended films, inert-gas filled cavities and warm-edge spacer technology to maximize insulation and significantly reduce solar gain

Alpenglass 9H offering superior insulation and high solar heat gain, 9H glazing utilizes low-e coated glass and twin suspended films, krypton gas-filled cavities and warm-edge spacers

Window Styles



Exterior Trim Accessories: Nailing Fin, Aluminum Brick Mould, Aluminum Brick Mould with Nail Fin

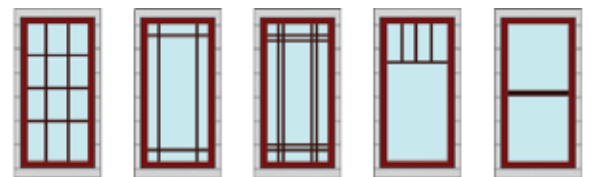
Interior Trim Accessories: Jamb Extensions: 4-9/16", 6-9/16"; Pine and Oak

Simulated Divided Lights

925 Series Windows offer interior and exterior-applied Simulated Divided Lite (SDL) options* in a range of colors and patterns.

Interior (wood or composite)
Interior grille matches interior paint and color.
For windows with interior wood veneer, grille is ready to stain.

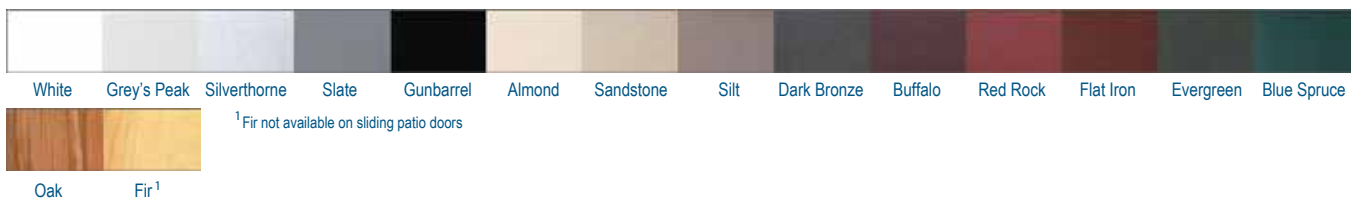
Exterior (aluminum)
Exterior grille matches exterior paint color



*Custom grille designs available

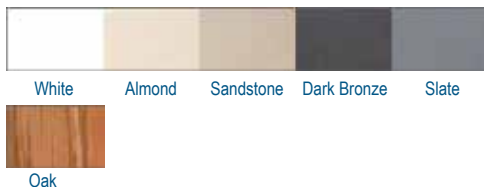
Paint and Finish Options

Picture Windows, Casements, Awnings and Sliding Patio Doors

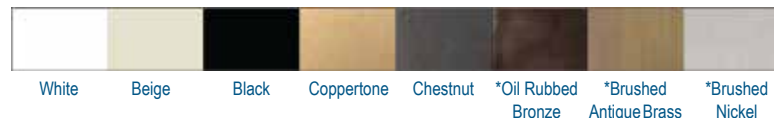


¹ Fir not available on sliding patio doors

Single Hung, Double Hung and Sliding Window



Hardware



* Decorative metal hardware available as upgrade option, additional costs may apply

